

INPUT LIST

- 1 Kick
- 2 Snare
- 3 Hi-Hat
- 4 Rack Tom 1
- 5 Rack Tom 2
- 6 Floor Tom
- 7 Overhead Drum Left
- 8 Overhead Drum Right
- 9 Congas Left 1
- 10 Congas Left 2
- 11 Congas Left 3
- 12 Bongos
- 13 Timbales
- 14 Percussion Floor Tom
- 15 Bass
- 16 Keys Left
- 17 Keys Right
- 18 Electric Guitar 1
- 19 Acoustic Guitar 2
- 20 Acoustic Guitar 1
- 21 Electric Guitar 2
- 22 Vocals 1 - Congas
- 23 Vocals 2 - Bass
- 24 Vocals 3 - Lead 1
- 25 Vocals 4 - Lead 2
- 26 Intro Music (LOUD!)



STAGE PLOT

SHOW ADVANCE CONTACT

Michael (818) 784-0922

michael@caroff.com

MONITORS


- AUX 1 David (keys)
- AUX 2 Rick (bass)
- AUX 3 Michael (guitar)
- AUX 4 Javany (vocal 3)
- AUX 5 Brian (vocal 4)
- AUX 6 Lorenzo (congas)
- AUX 7 Sergio (drums)
- AUX 8 Armando (timbales)



Mic | Vocal 1 - Boom Stand
Mics | Congas Left 1, Left 2, Left 3
Monitor - In-Ears | **AUX 6**



Mics | Drum Kit
Monitor - In-Ears | **AUX 7**




Mics | Bongos, Timbales, Floor Tom
Monitor - In-Ears | **AUX 8**



DI - Stereo (if possible)
Monitor - In-Ears | **AUX 1**




Mic | Vocal 2 - Boom Stand
DI - Back of Bass Amp
Monitor - In-Ears | **AUX 2**



Electric Guitar 1

Mic - Guitar Amp
Monitor - In-Ears | **AUX 3**



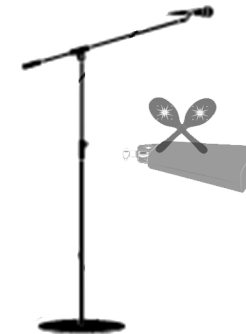
Acoustic Guitar 1



Mic | Vocal 3 - Room, Wireless
DI - Acoustic Guitar (from Amp)
Monitor - In-Ears | **AUX 4**



Electric Guitar 2



Mic | Vocal 4 - Boom, Wireless
DI - Guitar Pedal Board
Monitor - In-Ears | **AUX 5**



Acoustic Guitar 2

Straight Mic Stand
with NO clip



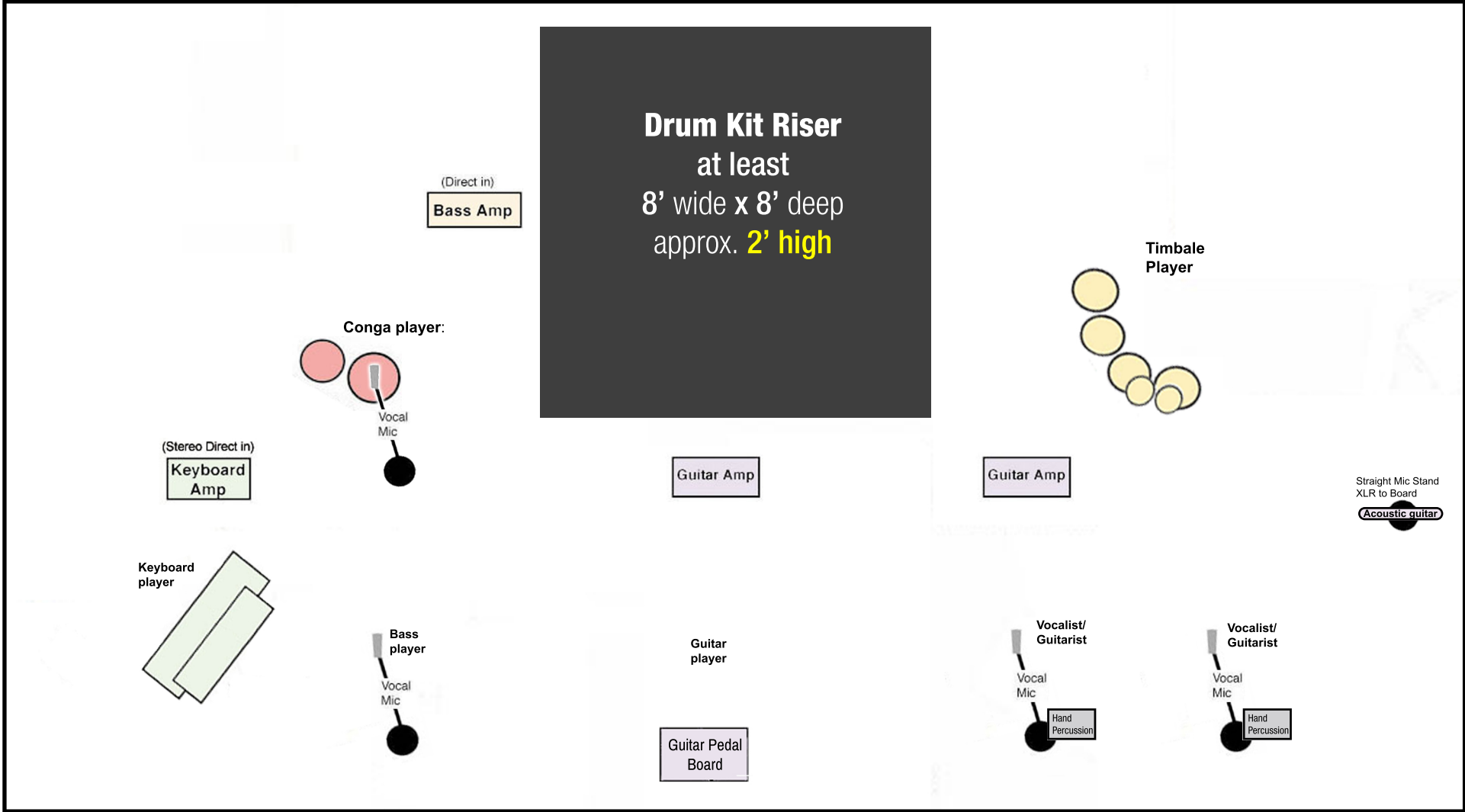
DI - Acoustic
Guitar with XLR
out



Top View

Michael: (818) 784-0922

Rear of Stage



Front of Stage

	Front Row					Back Row		
	Aux 1	Aux 2	Aux 3	Aux 4	Aux 5	Aux 6	Aux 7	Aux 8
Channel	Keyboard (David)	Bass (Rick)	Guitar (Michael)	Vocals (Javany)	Vocals (Brian)	Congas (Lorenzo)	Drums (Sergio)	Timbales (Armando)
Drums - Kick	30%	50%	20%	60%	60%	40%	30%	30%
Drums - Snare	20%	40%	20%	20%	20%	40%	0%	30%
Drums - HiHat	30%	40%	0%	20%	0%	40%	0%	30%
Drums - Rack Tom 01	20%	30%	0%	20%	0%	30%	30%	
Drums - Rack Tom 02	20%	30%	0%	20%	0%	30%	30%	
Drums - Floor Tom	20%	30%	0%	20%	0%	30%	30%	
Drums - Overhead Left	10%	10%	0%	10%	0%	30%	0%	30%
Drums - Overhead Right	10%	10%	0%	10%	0%	30%	0%	30%
Congas 01	10%	30%	0%	10%	20%	60%	30%	40%
Congas 02	10%	30%	0%	10%	20%	60%	30%	40%
Congas 03	10%	30%	0%	10%	20%	60%	30%	40%
Bongos	10%	30%	0%	10%	0%	60%	0%	
Timbales	0%	10%	0%	10%	0%	60%	0%	
Bass	20%	80%	0%	40%	40%	40%	30%	
Keys Left	30%	60%	20%	50%	40%	40%	40%	40%
Keys Right	30%	60%	20%	50%	40%	40%	40%	40%
Electric Guitar 1	30%	50%	40%	60%	40%	40%	40%	40%
Acoustic Guitar 2	40%	50%	40%	80%	40%	60%	40%	40%
Guitar Synth	30%	50%	40%	60%	60%	60%	40%	50%
Guitar Multi	20%	50%	40%	60%	60%	60%	40%	50%
Vocals 1 - Congas	30%	70%	60%	70%	70%	70%	30%	30%
Vocals 2 - Bass	30%	80%	60%	70%	70%	70%	30%	30%
Vocals 3 - Lead 2	30%	70%	60%	80%	80%	80%	50%	30%
Vocals 4 - Lead 1	30%	70%	60%	80%	80%	80%	50%	30%
Intro Music	0%	10%	0%		0%	40%		



STAGE / EQUIPMENT SET UP

- *When Savor is the only band*, the Stage and Sound System should be completely set-up and ready for sound check at least four (4) hours before the performance time.
- *When there are multiple bands*, Savor should be the first band to set up.
- The Sound Company should receive the Stage Plot and Monitor List (included as separate documents) at least one week ahead of time.
- Savor needs the contact information (phone and email) for the Sound Engineer.
- Savor will need a room to change into their performance clothes. It should be as near to the stage as possible -- preferably right behind the stage.

PARKING AND LOAD-IN

- Load in should be as close to the stage as possible; if it is a long way from the Load-in area to the stage, personnel should be provided to help transport the equipment.
- If Parking Passes are required, Savor will need nine (9) passes.
- If Backstage Passes are required, Savor will need at least ten (12) passes.
- If Tickets and/or Backstage Passes are needed, Savor's contact should receive them at least two (2) weeks prior to show date (as they will need to be distributed to the band members).

SELLING PRODUCT

- Unless specifically detailed otherwise in the contract, Savor will sell their CDs at all shows. They will need a table and chair for the CD seller.

FOOD and BEVERAGES

- At least 20 bottles of water
- If food will not be provided, inform Savor at least one week ahead of time.
- If food will be provided, please include at least one vegetarian, and one "non-red-meat" meal. (Chicken, Turkey, and Fish are fine.)

LODGING

- If an overnight stay is involved, Savor will need eight (8) hotel rooms.



About the Band

Savor was formed to honor the more than 50-year career of latin-rock legend Carlos Santana — from the raw power of the self-titled album issued in 1969 to the recent spate of hits with current stars.that makes Santana’s music so well-loved.

The diverse background of Savor’s rhythm section meshes perfectly when they play as a unit, which is why the complex interweaving of classic latin rhythms are so adroitly handled by this trio. Drummer Sergio Gonzalez’s subtle, relentless groove meshes perfectly with the percussion team of Lorenzo Martinez (Congas, Bongos) and Armando Puentes (Congas, Timbales).

Complementing the rhythm section is bassist Rick Thibodeau, whose soulful flavor rounds out the famous Santana groove, while the impressive range and power of vocalists Steven Elowe and Javany Martinez add fuel to the fire. Keyboardist David Jefferson captures the sound of each of the decades, from the bluesy organ style of Gregg Rolie to the later, jazzier flavor of Tom Coster and Chester Thompson.

Guitarist Michael Caroff delivers every trademark Santana lick, as well as the gritty tone and singing sustain that make the songs so memorable.

Together, Savor pays fitting tribute to the popular, timeless sound that makes Santana’s music so well-loved.